

If you have any questions, please contact me at jamie@teachmommyteach.com

Thank you for downloading!

You May:

- use these resources in your own home or classroom for non-commercial use.
- print as many copies as you would like.
- share the website link on <https://teachmommyteach.com/> where this printable can be found, so that others can download the file.

You May NOT:

- sell, give away, or share a printed copy. Each person should download separately and print.
- print out a copy for multiple teachers, as in an entire school, co-op, or other group. Each teacher should download separately and print.
- link directly to the pdf. Instead, link to the page on <https://teachmommyteach.com/> where you found the download.
- claim this or any part of this printable as your own.
- alter this printable and claim it as your own.
- host any of the files on your personal or other websites that can be shared with others.
- Upload this resource to any file sharing sites

Credits!! Thank you Speaking of Images and Open Clipart!



<https://www.teacherspayteachers.com/Store/Speaking-Of-Images>



<https://openclipart.org/>



More Beginning Readers 2: Will It Fit?

Pre-Reading Worksheets

Your child will practice *CVC* words. Your child will practice the high-frequency words *it*, *is*, and *will*.

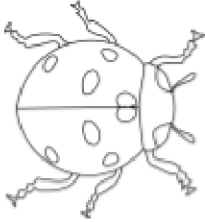








Name: _____

Circle the mouth that is saying the sound of the letter shown.



Name: _____

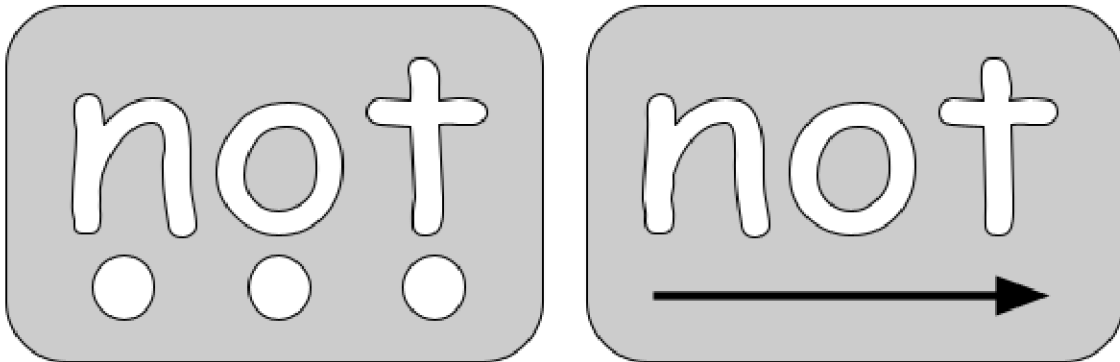
Circle the letter that is the first letter of the picture.

		
A U I	O A I	I O A
		
M L T	G P I	I J N
		
M H T	O U I	U P K


Thank you openclipart.org for the wonderful clipart!

Name: _____

Sound out the following word. Then color the word.



Help the cupcake get to the little girl by following the word NOT through the maze.


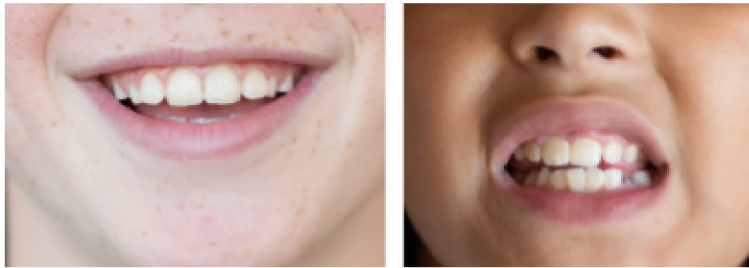
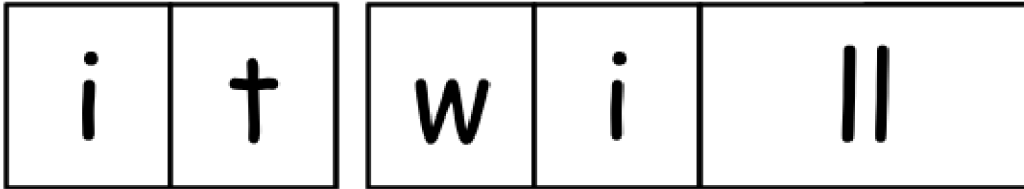
	not	not	dot	pot	pan	Sand	cob
Jan	con	not	nothing	on	no	Jan	ton
man	an	not	fan	run	cop	not	not
Fan	not	fan	fan	nip	not	not	not
not	not	tot	pan	mop	not	nut	not
not	now	rot	jazz	an	not	not	net
not	not	not	not	not	not	ton	not
not	not	con	fat	sat	mat	bot	not



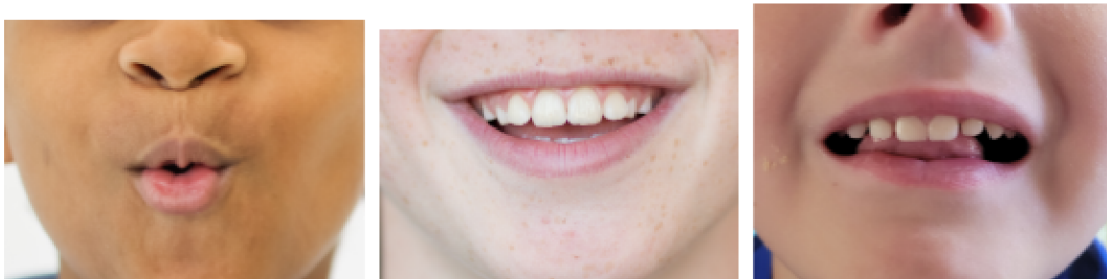


Thank you openclipart.org for the wonderful clipart!

Name: _____

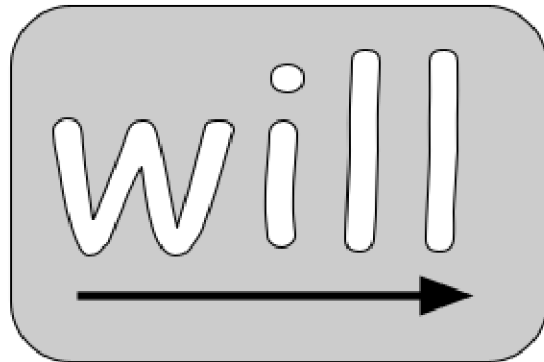
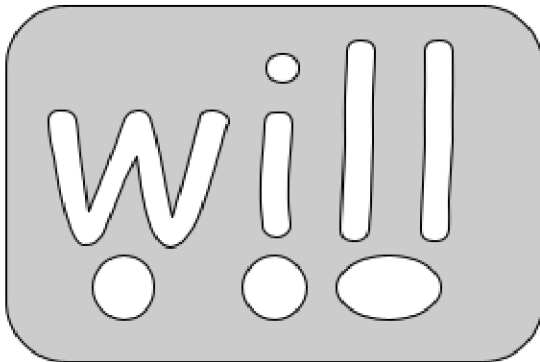
Read the two words below. Cut out the graphemes (letters) below. Then match the graphemes (letters) to the pictures of the mouths saying the words, and glue. Write the words on the handwriting lines.



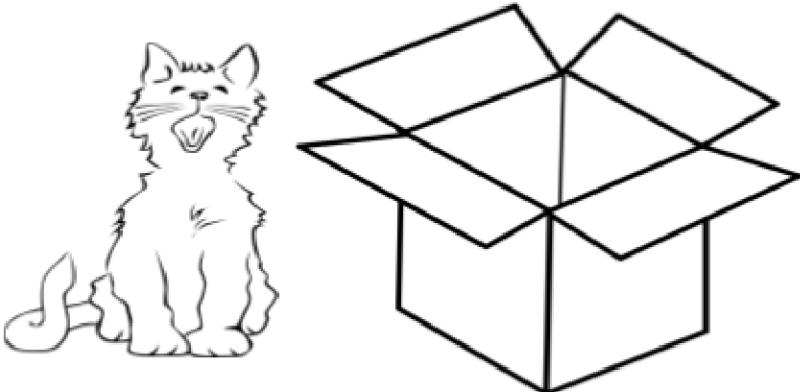


Name: _____

Sound out the following word. The double Ls will sound just like one L. Then color the word.



Read the questions. Circle the word WILL in each question. Color the picture.

Will the cat fit?	
Will the cat hit?	
Will the cat tap?	
Will the cat tug?	
Will the cat nap?	

Read each sentence. Trace or color the word WILL in each sentence.

The cat will fit. The cat will tug.

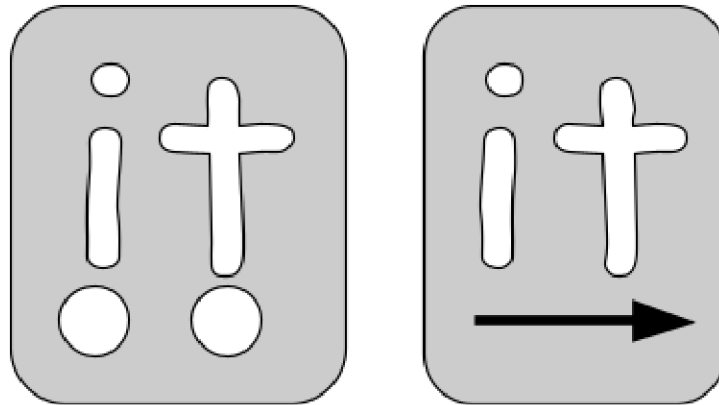
The cat will not hit. The cat will nap.

The cat will tap.

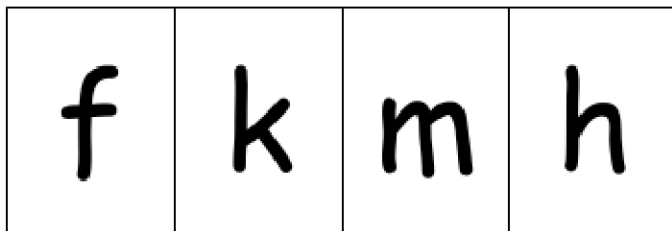
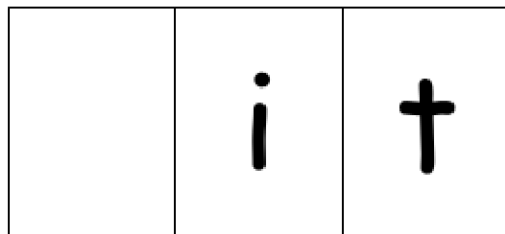
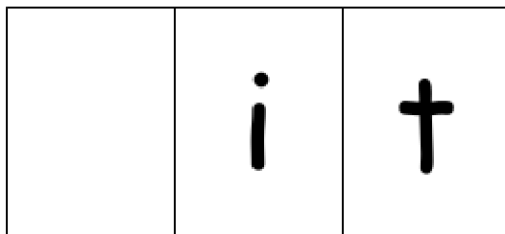
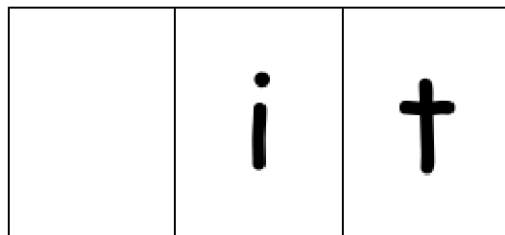
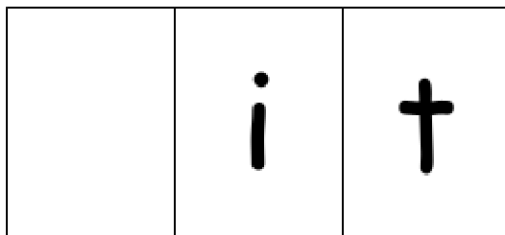
Thank you openclipart.org for the wonderful clipart!

Name: _____

Sound out the following word. Then color the word.

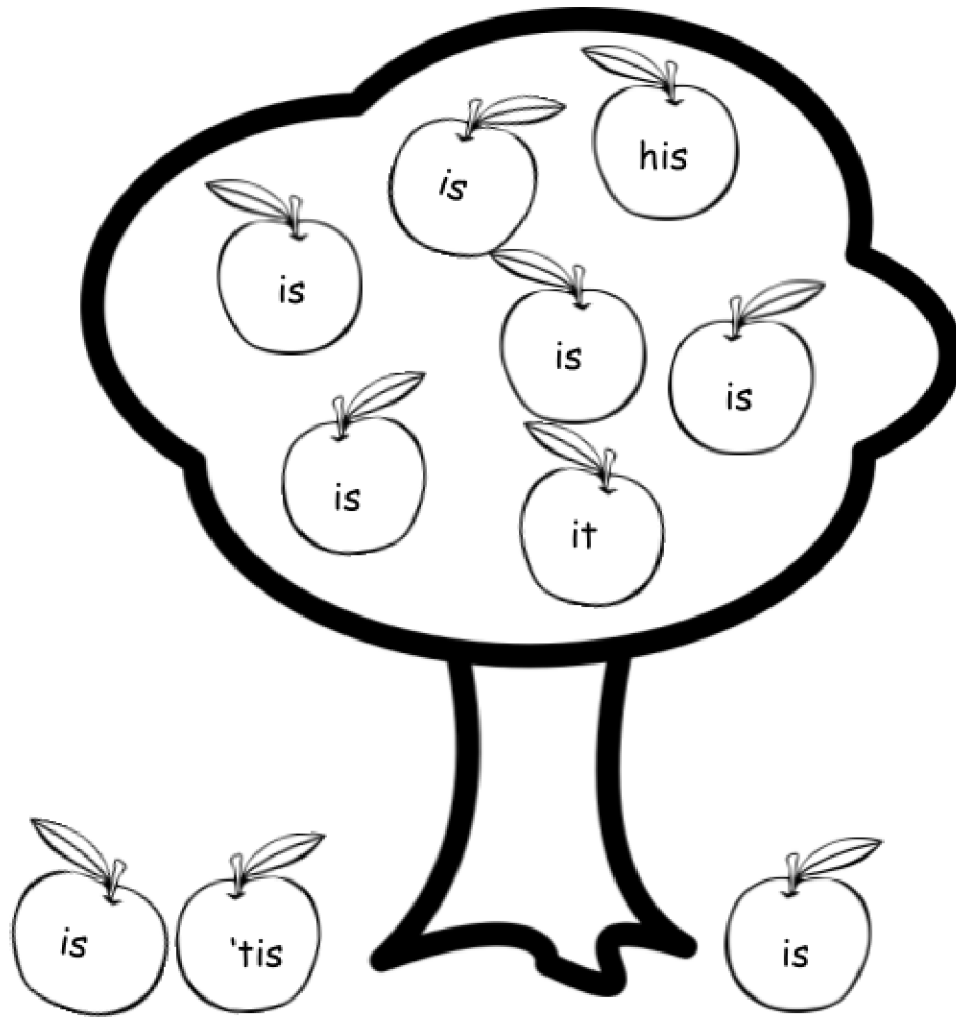


Cut out the letters at the bottom of this page. Glue them in front of the IT words below to create new rhyming words! Read the words you create.



Name: _____

Let's review the sight word IS. Remember that the s will make a sound like a z! Color all of the apples with the word IS red.



Let's review the U sound. Read the words and match the words to the correct picture.

tug



bug



cut



Thank you clipart.org for the clipart!!

More Beginning Readers 2: Will It Fit

Extra Practice Post-Reading Worksheets

Name: _____

Read the following story. Illustrate that story below.

Will the pig run?

The pig will run.

Will the dog run?

The dog will run.

The pig will tag the dog!

More Beginning Readers 2:

Will It Fit?

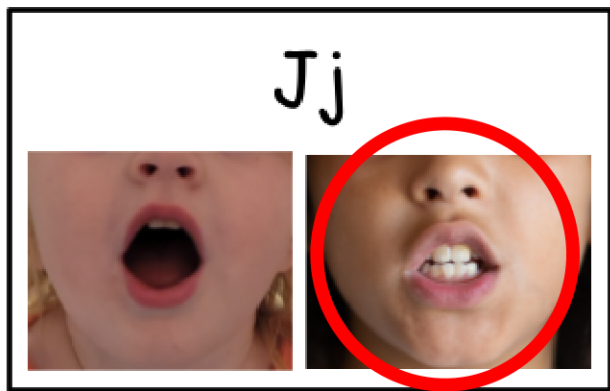
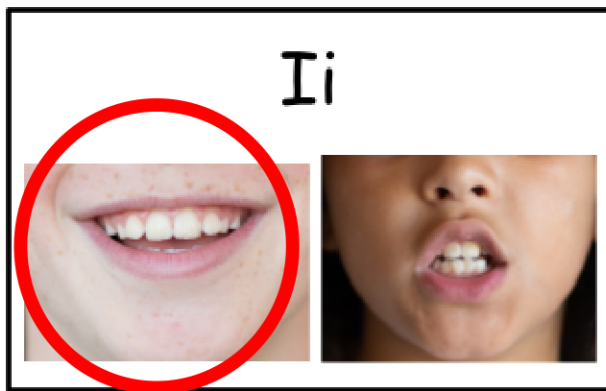
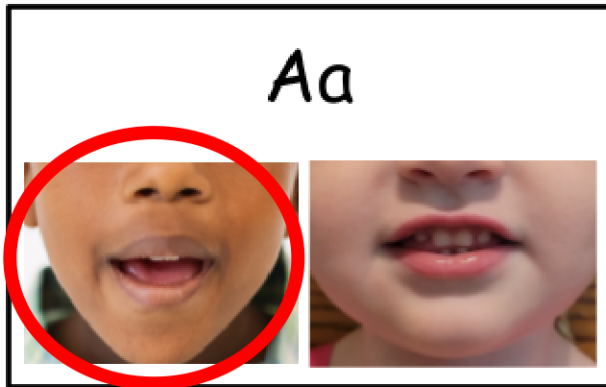
Answers

Pre-Reading Worksheets

Your child will practice *CVC* words. Your child will practice the high-frequency words *it*, *is*, and *will*.

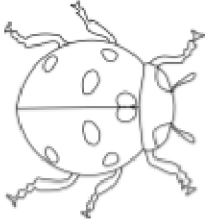





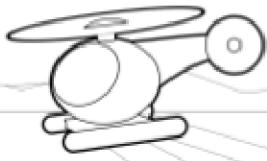


Name: Answers

Circle the mouth that is saying the sound of the letter shown.



Name: _____

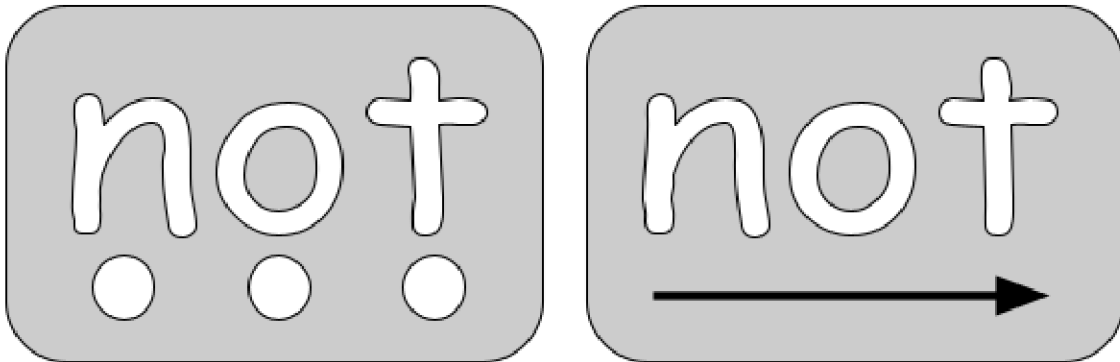
Circle the letter that is the first letter of the picture.

		
A U I	O A I	I O A
		
M L T	G P I	I J N
		
M H T	O U I	U P K

Thank you openclipart.org for the wonderful clipart!

Name: _____

Sound out the following word. Then color the word.



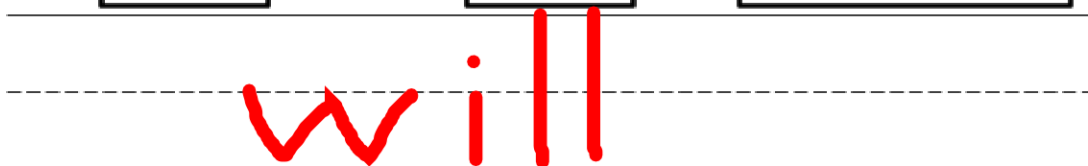


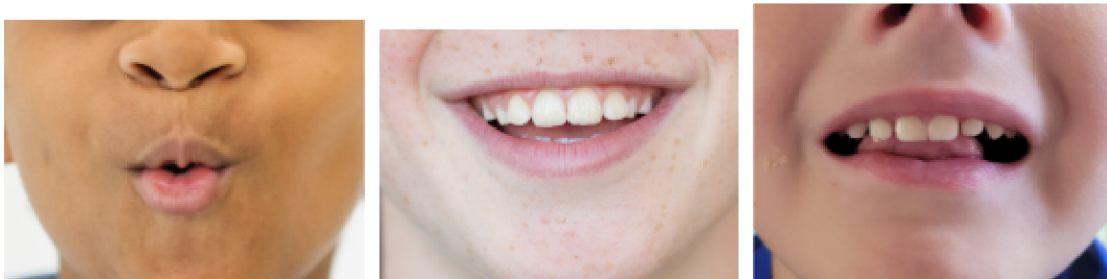
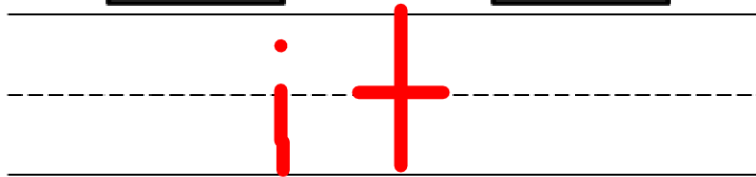
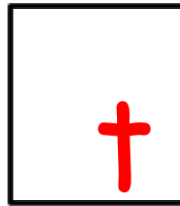

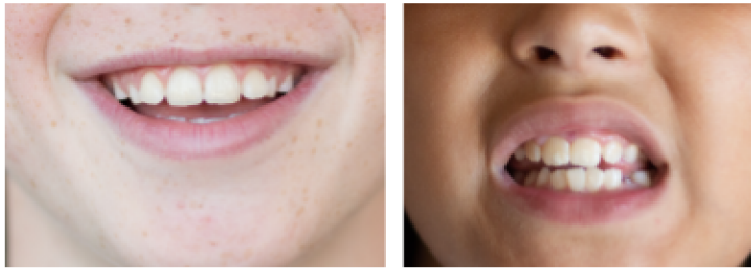
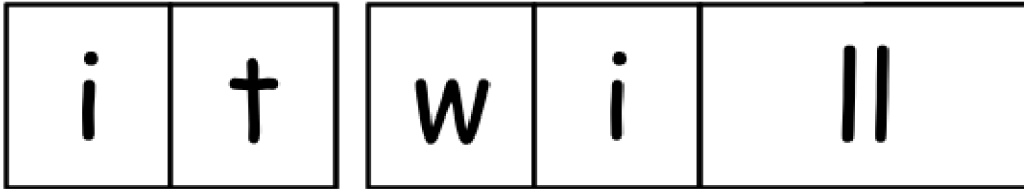
Help the cupcake get to the little girl by following the word NOT through the maze.



Thank you openclipart.org for the wonderful clipart!

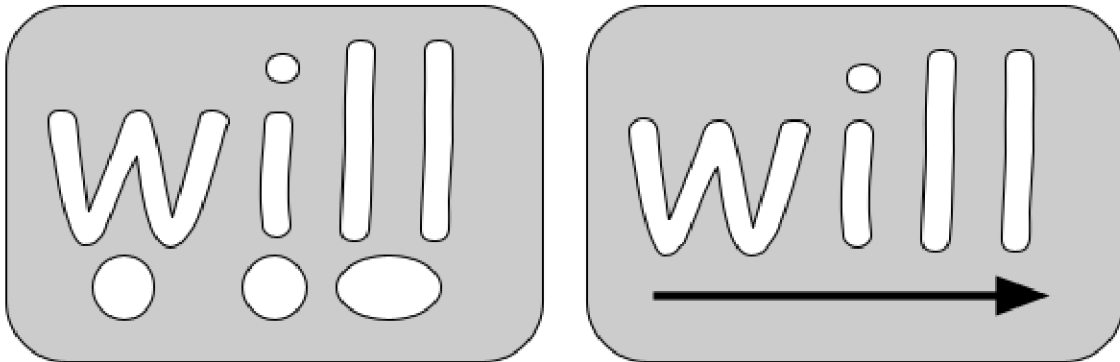
Name: Answers

Read the two words below. Cut out the graphemes (letters) below. Then match the graphemes (letters) to the pictures of the mouths saying the words, and glue. Write the words on the handwriting lines.



Name: _____

Sound out the following word. The double Ls will sound just like one L. Then color the word.



Read the questions. Circle the word WILL in each question. Color the picture.

<p>Will the cat fit?</p> <p>Will the cat hit?</p> <p>Will the cat tap?</p> <p>Will the cat tug?</p> <p>Will the cat nap?</p>	
--	--

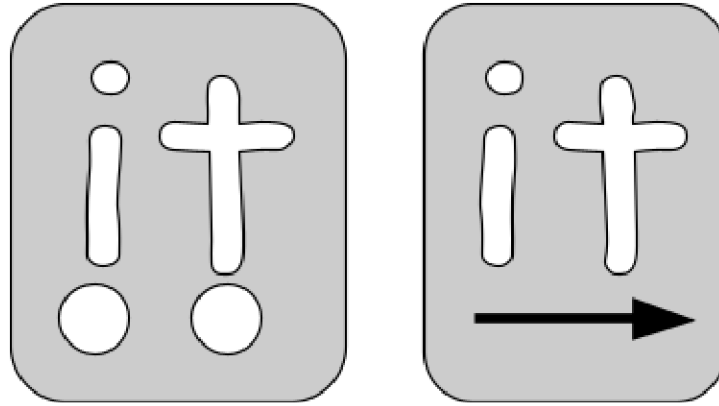
Read each sentence. Trace or color the word WILL in each sentence.

The cat will fit.	The cat will tug.
The cat will not hit.	The cat will nap.
The cat will tap.	

Thank you openclipart.org for the wonderful clipart!

Name: Answers

Sound out the following word. Then color the word.



Cut out the letters at the bottom of this page. Glue them in front of the IT words below to create new rhyming words! Read the words you create.

k	i	t
---	---	---

m	i	t
---	---	---

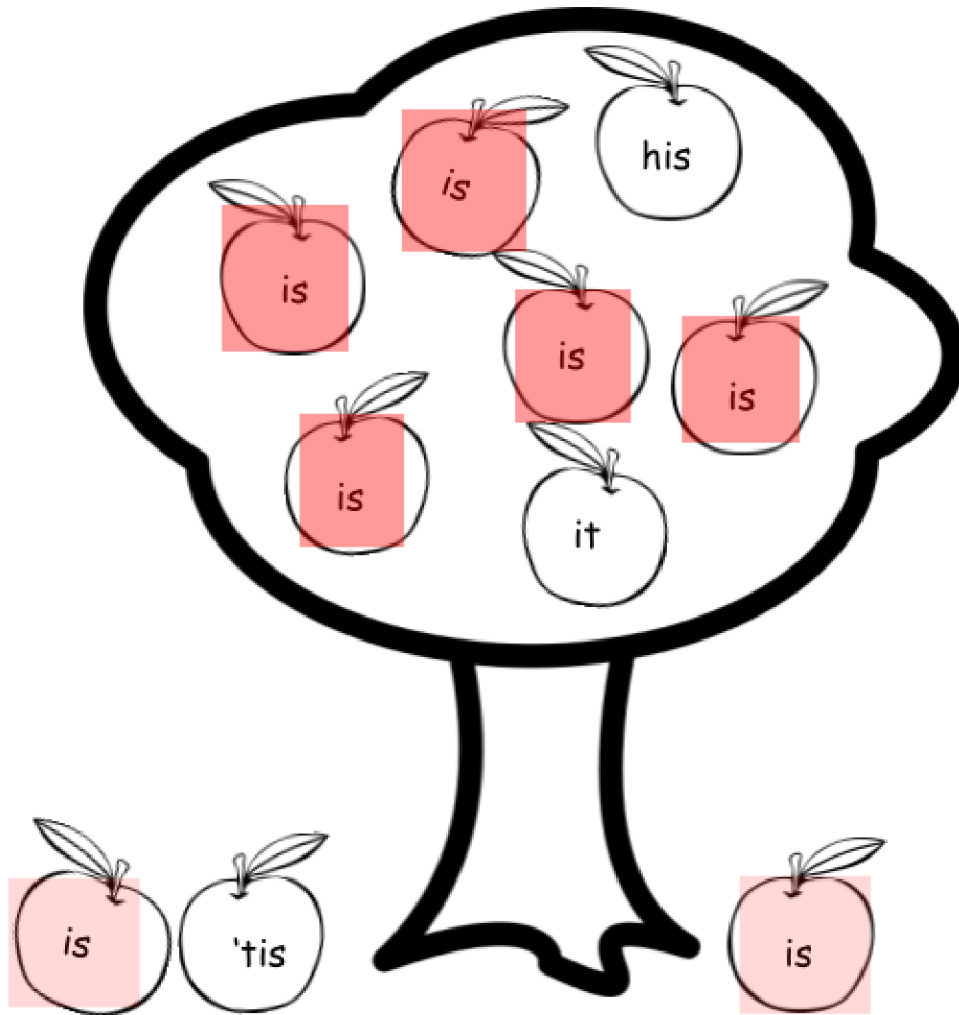
f	i	t
---	---	---

h	i	t
---	---	---


f	k	m	h
---	---	---	---

Name: Answers

Let's review the sight word IS. Remember that the s will make a sound like a z! Color all of the apples with the word IS red.



Let's review the U sound. Read the words and match the words to the correct picture.



Thank you clipart.org for the clipart!!

More Beginning Readers 2:

Will It Fit

Answers

Extra Practice

Post-Reading Worksheets

Name: Answers

Read the following story. Illustrate that story below.

Will the pig run?

The pig will run.

Will the dog run?

The dog will run.

The pig will tag the dog!